



 **Flexbar... A unique concept!**

Machines, evaporator segments, plug ready coolers / freezers, endpanels.

- Standard
- Optional



Segment	Dimensions W x D x H	Storage capacity	220-240V / 50Hz / 1~	Electronic thermostat: +1°C / +12°C	Electronic thermostat: +2°C / +12°C	Electronic thermostat: +2°C / +18°C	Electronic thermostat: -20°C / +2°C	Dig. temp. controle	Power Load Ratio	Cooling capacity W*	Max. power consumption W*	Auto. defrost	Leak water evaporator	Leak water drain pipe	White EQUAL-LED	2 Adjustable racks	Lock on door	CELS	RGB EQUAL-LED	Glass	Anthracite	St.st. look
- Plug ready machine unit	410 x 560 x 860/880 mm	-	●	●	●	●	●	●	100	656	500	●	●	●	●	●	●	●	●	-	X/MU	-
- Plug ready machine unit with Bottle compartment in front	540 x 560 x 860/880 mm	8 x 100/150 cl	●	●	●	●	●	●	88	656	500	●	●	●	●	●	●	●	●	-	X/1HB	-
- Plug ready machine unit with coffee fold-out drawer instead of bottle compartment	540 x 560 x 860/880 mm	-	●	●	●	●	●	●	88	656	500	●	●	●	●	●	●	●	●	-	X/1M	-
- Evaporator segment for split arrangement	200 x 560 x 860/880 mm	-	●	●	●	●	●	●	100	80	80	●	●	●	●	●	●	●	●	-	X/VS20	-
- Intermediate style evaporator for split arr.	80 x 390 x 760 mm	-	●	●	●	●	●	●	100	80	80	●	●	●	●	●	●	●	●	-	X/VS00	-
- Set of standard endpanels	(2x) 40 x 510 x 840 mm	-	●	●	●	●	●	●	0	-	-	●	●	●	●	●	●	●	●	-	X/EPA04	X/EPC04
- Set of thin endpanels	(2x) 20 x 510 x 840 mm	-	●	●	●	●	●	●	-5	-	-	●	●	●	●	●	●	●	●	-	X/EPA02	X/EPC02
- Insulated connecting panel (panel between 2 coupled segments)	(20) x 460 x 780 mm	-	●	●	●	●	●	●	-5	-	-	●	●	●	●	●	●	●	●	-	-	X/TP02
- Non insulated endpanel for non-refrigerated Flexbar configurations	510 x 840 mm	-	●	●	●	●	●	●	-	-	-	●	●	●	●	●	●	●	●	-	X/EPA00	X/EPC00
- Non insulated connecting panel (panel between 2 coupled segments)	460 x 780 mm	-	●	●	●	●	●	●	-	-	-	●	●	●	●	●	●	●	●	-	X/TPA00	X/TPC00
- Plug ready cooler, hinged left	540 x 560/582 x 854/880 mm	35 x 33 cl or 20 x 100/150 cl	●	●	●	●	●	●	464	425	425	●	●	●	●	●	●	●	●	X/SCLG	X/SCLA	X/SCLC
- Plug ready cooler, hinged right	540 x 560/582 x 854/880 mm	35 x 33 cl or 20 x 100/150 cl	●	●	●	●	●	●	464	425	425	●	●	●	●	●	●	●	●	X/SCRG	X/SCRA	X/SCRC
- Plug ready freezer, hinged left	540 x 560/582 x 854/880 mm	35 x 33 cl or 20 x 100/150 cl	●	●	●	●	●	●	464	425	425	●	●	●	●	●	●	●	●	X/SFLG	X/SFLA	X/SFLC
- Plug ready freezer, hinged right	540 x 560/582 x 854/880 mm	35 x 33 cl or 20 x 100/150 cl	●	●	●	●	●	●	464	425	425	●	●	●	●	●	●	●	●	X/SFRG	X/SFRA	X/SFRC















































Climate class N. This implies that they can optimally function in surrounding temperatures of up to 32°C / 90°F. * = Conditions: T_e = -5, T_c = 45°C, ambient = 25°C. For remote application, a remote condensing unit is required.
 Bottle 33 cl: Ø 60 mm, bottle 100/150 cl: Ø 88 mm. In case of build-in situations: add 10 mm to the total width and 30 mm to the depth of the bar.

Uncooled storage segments

 Standard

 Optional

Storage segment	Dimensions W x D x H	Storage capacity	Power consumption W*	White EQUAL-LED lighting	2 Adjustable shelves	Glass	Anthracite	St.st. look
 <p>- Storage segment without front (see bottom page for accompanying doors)</p>	540 x 560 x 860/880 mm	189 x 33 cl or 58 x 100/150 cl or 3 x 20 L kegs or 1 x 30/50 L keg Top, back and bottom are prepared for sink and draining.				-	X/0S54	-
 <p>- Storage segment without front (see bottom page for accompanying doors)</p>	410 x 560 x 860/880 mm	147 x 33 cl or 40 x 100/150 cl or 2 x 20 L kegs Top, back and bottom are prepared for sink and draining.				-	X/0S41	-
 <p>- Storage segment with 3 x 1/3 drawer Topmost drawer is coffee fold-out drawer.</p>	410 x 560 x 860/880 mm	68 x 33 cl (max. height 215 mm)	-	-		-	X/6DMA41	X/6DMC41
 <p>- Storage segment with 1/3 en 2/3 drawer Topmost drawer is coffee fold-out drawer. Lower drawer is suitable for waste bin X/ACWB41M</p>	410 x 560 x 860/880 mm	34 x 33 cl or 15 x 100/150 cl	-	-		-	X/7DMA41	X/7DMC41
 <p>- Storage segment without front with 3 drawers for use with dishwasher racks 400 x 400 mm</p>	540 x 560 x 860/880 mm	3 x 400/400 mm dishwasher racks	-	-		-	X/OSDISH40	-
 <p>- Storage segment without front with 3 drawers for use with dishwasher racks 500 x 500 mm</p>	540 x 560 x 860/880 mm	3 x 500/500 mm dishwasher racks	-	-		-	X/OSDISH50	-
 <p>- Storage segment with 1/1 drawer</p>	540 x 560 x 860/880 mm	Waste bin: X/ACWB54M, X/ACWB54L or X/ACWB54XL	-	-		-	X/2DA54	X/2DC54
 <p>- Storage segment with 1/1 drawer</p>	410 x 560 x 860/880 mm	Waste bin: X/ACWB41M, X/ACWB41L or X/ACWB41XL	-	-		-	X/2DA54	X/2DC54
 <p>- Glass door - hinged left for use with X/0S54</p>	530 x 40 x 800 mm	-	6			X/FRONTLG54	-	-
 <p>- Glass door - hinged left for use with X/0S41</p>	400 x 40 x 800 mm	-	6			X/FRONTLG41	-	-
 <p>- Glass door - hinged right for use with X/0S54</p>	530 x 40 x 800 mm	-	6			X/FRONTRG54	-	-
 <p>- Glass door - hinged right for use with X/0S41</p>	400 x 40 x 800 mm	-	6			X/FRONTRG41	-	-
 <p>- Door - hinged left for use with X/0S54</p>	530 x 40 x 800 mm	-	(6)			-	X/FRONTLA54	X/FRONTLC54
 <p>- Door - hinged left for use with X/0S41</p>	400 x 40 x 800 mm	-	(6)			-	X/FRONTLA41	X/FRONTLC41
 <p>- Door - hinged right for use with X/0S54</p>	530 x 40 x 800 mm	-	(6)			-	X/FRONTRA54	X/FRONTRC54
 <p>- Door - hinged right for use with X/0S41</p>	400 x 40 x 800 mm	-	(6)			-	X/FRONTRA41	X/FRONTRC41

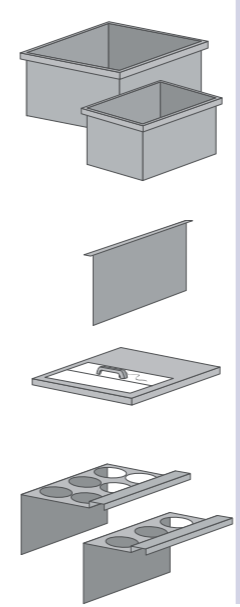
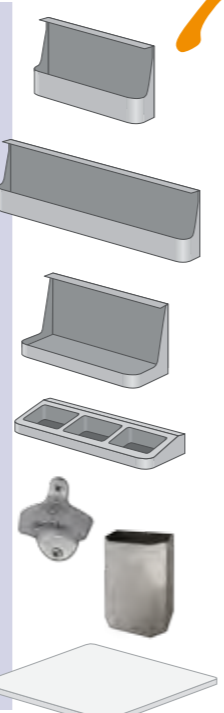
Bottle 33 cl: Ø 60 mm, bottle 100/150 cl: Ø 88 mm, keg 20 L: Ø 240 mm, keg 30/50 L: Ø 410 mm.

In case of build-in situations: add 10 mm to the total width and 30 mm to the depth of the bar.



Cocktail Accessories


















Speedrail standard for use with 54 segment Dimensions: W x D x H: 540 x 135 x 250/90 mm	X/ACSP54
Speedrail standard for use with 41 segment Dimensions: W x D x H: 410 x 135 x 250/90 mm	X/ACSP41
Speedrail standard for use with 2 x 54 segment Dimensions: W x D x H: 1080 x 135 x 250/90 mm	X/ACSP108
Speedrail standard for use with 2 x 41 segment Dimensions: W x D x H: 820 x 135 x 250/90 mm	X/ACSP82
XL speedrail for use with 54 segment Dimensions: W x D x H: 540 x 253 x 250/25 mm	X/ACSPXL54
XL speedrail for use with 41 segment Dimensions: W x D x H: 410 x 253 x 250/25 mm	X/ACSPXL41
Stainless steel rack for use with 3 Gastro 1/6 bowls	X/ACTRAY
Bottle opener	000030121
Cap catcher for use with the bottle opener	264610A
Nylon cutting board	X/ACC



Non-insulated st.st. bowl to build into 54 segment With drainage, internal dim.: W x D x H: 344 x 344 x 244 mm	X/ACICE54
Non-insulated st.st. bowl to build into 41 segment With drainage, internal dim.: W x D x H: 214 x 344 x 244 mm	X/ACICE41
Insulated st.steel bowl to build into 54 segment With drainage, internal dim.: W x D x H: 344 x 344 x 244 mm	X/ACICE54
Insulated st.steel bowl to build into 41 segment With drainage, internal dim.: W x D x H: 214 x 344 x 244 mm	X/ACICE41
St. st. bowl divider for use with X/ACICE + X/ACICE Divides the bowl in it's width.	X/ACBD
St. st. slide top for use with X/ACICE54 + X/ACICE54	X/ACST54
St. st. slide top for use with X/ACICE41 + X/ACICE41	X/ACST41
Bottle rack for use with X/ACICE54 and X/ACICE54 Storage capacity: 6 x 100/150 cl	X/ACBB54
Bottle rack for use with X/ACICE41 and X/ACICE41 Storage capacity: 3 x 100/150 cl	X/ACBB41

Pass through segments

- Standard
- Optional

Segment	Dimensions W x D x H	Storage capacity	Voltage range: 220-240V / 50Hz / 1~	Electronic thermostat: +2°C / +12°C	Digital temperature control	Power Load Ratio (PLR)	Cooling capacity W*	Max. power consumption W*	Automatic defrost	Leak water evaporation	Leak water drain pipe 20 mm	White EQUAL-LED lighting	2 Adjustable shelves	Central electronic locking system	Coloured RGB EQUAL-LED lighting	Glass	Anthracite	St.st. look
 - Plug ready machine unit for use with pass through segments, Flexbar front on both sides	410 x 600 x 860/880 mm	-	●	●	●	100	656	500	●	●				●	●	-	X/PTMU	-
 - Evaporator segment for split arrangement for use with pass through segments, Flexbar front on both sides	200 x 600 x 860/880 mm	-	●	●	●	100	80		●		●			●	●	-	X/PTVS20	-
 - Set of standard endpanels	(2x) 40 x 510 x 840 mm	-				0										-	X/PTEPA04	X/PTEPC04
 - Set of thin endpanels	(2x) 20 x 510 x 840 mm	-				-5										-	X/PTEPA02	X/PTEPC02
 - Insulated connecting panel (panel between 2 coupled segments)	(20) x 460 x 780 mm	-				-5										-	-	X/TP02
 - Non insulated endpanel for non- refrigerated Flexbar configurations	510 x 840 mm	-														-	X/EPA00	X/EPC00
 - Non insulated connecting panel (panel between 2 coupled segments)	460 x 780 mm	-														-	X/TPA00	X/TPC00
 - Pass through storage segment without doors	540 x 600 x 860/880 mm	189 x 33 cl or 58 x 100/150 cl or 3 x 20 L kegs or 1 x 30/50 L keg				-10							●			-	X/PT54	-
 - Pass through storage segment without doors	410 x 600 x 860/880 mm	147 x 33 cl or 40 x 100/150 cl or 2 x 20 L kegs				-8							●			-	X/PT41	-
 - Glass door - hinged left for use with X/PT54	530 x 40 x 800 mm	-				-10		6				●		●	●	X/FRONTLG54	-	-
 - Glass door - hinged left for use with X/PT41	400 x 40 x 800 mm	-				-8		6				●		●	●	X/FRONTLG41	-	-
 - Glass door - hinged right for use with X/PT54	530 x 40 x 800 mm	-				-10		6				●		●	●	X/FRONTRG54	-	-
 - Glass door - hinged right for use with X/PT41	400 x 40 x 800 mm	-				-8		6				●		●	●	X/FRONTRG41	-	-
 - Door - hinged left for use with X/PT54	530 x 40 x 800 mm	-				-6						●		●		-	X/FRONTLA54	X/FRONTLC54
 - Door - hinged left for use with X/PT41	400 x 40 x 800 mm	-				-5						●		●		-	X/FRONTLA41	X/FRONTLC41
 - Door - hinged right for use with X/PT54	530 x 40 x 800 mm	-				-6						●		●		-	X/FRONTRA54	X/FRONTRC54
 - Door - hinged right for use with X/PT41	400 x 40 x 800 mm	-				-5						●		●		-	X/FRONTRA41	X/FRONTRC41

Climate class N. This implies that they can optimally function in surrounding temperatures of up to 32°C / 90°F. * = Conditions: T_e = -5, T_c = 45°C, ambient = 25°C. For remote application, a remote condensing unit is required. Bottle 33 cl: Ø 60 mm, bottle 100/150 cl: Ø 88 mm, keg 20 L: Ø 240 mm, keg 30/50 L: Ø 410 mm. In case of build-in situations: add 10 mm to the total width of the bar.



CELS, central electronic locking system

Regulator for use with central electronic locking system (control for a max. of 7 segments) X/ACCELS1
 Central electronic locking system for storage segment with door X/ACCELS2
 Central electronic locking system for storage segment with drawer X/ACCELS3



Coloured EQUAL-LED on glass front segments:

EQUAL-LED, regulator for use with coloured LED (control for a maximum of 5 storage segments)

This controller unit is available in following mode versions:

- Manual adjustment of colour and brightness. (dark - maximum colour - bright)
- Automatic loop of all colours and loop velocity (halt - rapid). Manual adjustment of brightness (dark - maximum colour - bright)
- One particular colour per segment. Manual adjustment of brightness. (dark - maximum colour - bright)
- Automatic colour loop (RGB) per segment. Manual adjustment of brightness.
- Slave setting: Several bars synchronised in colour and brightness. Remote external control by means of DMX also standard available (synchronise with the surroundings).
- Automatic colour loop (rainbow) per bar. Manual adjustment of brightness.

X/ACLED1-A
 X/ACLED1-B
 X/ACLED1-C
 X/ACLED1-D

X/ACLED1-E
 X/ACLED1-F

EQUAL-LED, coloured LED for use with storage segment with door
EQUAL-LED, coloured LED for use with storage segment with drawer

X/ACLED2
 X/ACLED3

Optional on segments with solid door: **white EQUAL-LED**

X/ACLED4

Pumpsystem


Pumpsystem to discharge the condensation water via a drainage tube to the sewer. (needed when natural wastage is not possible) X/ACPUMP



Extra drawer dividers


Drawer-divider, divides the container in it's width. This comes in handy when various products are stored in one drawer. X/ACDD

Extra drawer divider for use with 54-segment (2 dividers per drawer fitted as standard) X/ACDD54
Extra drawer divider for use with 41-segment (2 dividers per drawer fitted as standard) X/ACDD41
 (supportive inserted brackets to avoid tumbling of bottles when opening or closing the drawer)



Extra shelves


Extra shelf for use with 54-segment (2 shelves per door fitted as standard) X/ACSH41
Extra shelf for use with 41-segment (2 shelves per door fitted as standard) X/ACSH54
Raised edge on shelf X/ACSB



Accessories

Tailer made connections

Corner module for tailor made connection X/CURVE




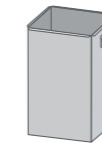
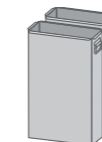
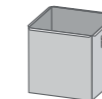
Racks

Rack (instead of shelf) for use with 54-segment X/ACCK54
Rack (instead of shelf) for use with 41-segment X/ACCK41
Wine rack for use with 54-segment X/ACWCK54
Wine rack for use with 41-segment X/ACWCK41
Glass rack for use with Plug ready units 004010408
Shelf / rack support clip (4 pieces per shelf / rack necessary) 013010001



Waste bins (in combination with uncooled segments)

Stainless steel waste bin for use with X/2DA54, X/2DC54, X/7DMA54 and X/7DMC54 X/ACWB54M
 Dimensions W x D x H: 400 x 410 x 420 mm - Capacity: 69 L
Stainless steel waste bin for use with X/2DA41, X/2DC41, X/7DMA41 and X/7DMC41 X/ACWB41M
 Dimensions W x D x H: 270 x 410 x 420 mm - Capacity: 46 L
Set of 2 stainless steel waste bins for use with X/2DA54 and X/2DC54 X/ACWB54L
 Dimensions W x D x H: (2x) 400 x 190 x 690 mm - Capacity: 2 x 53 L
Set of 2 stainless steel waste bins for use with X/2DA41 and X/2DC41 X/ACWB41L
 Dimensions W x D x H: (2x) 270 x 190 x 690 mm - Capacity: 2 x 36 L
Stainless steel waste bin for use with X/2DA54 and X/2DC54 X/ACWB54XL
 Dimensions W x D x H: 400 x 410 x 690 mm - Capacity: 113 L
Stainless steel waste bin for use with X/2DA41 and X/2DC41 X/ACWB41XL
 Dimensions W x D x H: 270 x 410 x 690 mm - Capacity: 76 L



Keg storage

Reinforced bottom for use with 54-segment X/ACKR54
Reinforced bottom for use with 41-segment X/ACKR41
 (necessary in case of keg storage)

Gamko Horecatechniek BV

P.O. Box 274 Phone +31 76 508 7500
4870 AG Etten-Leur Fax +31 76 508 7529
Mon Plaisir 75
4879 AL Etten-Leur sales@gamko.nl
The Netherlands www.gamko.com

Gamko Refrigeration UK Ltd

Europa House Phone 0161 876 5118
2nd Avenue, Trafford Park Village Fax 0161 872 1302
Trafford Park, Manchester M17 1EE sales@gamko.co.uk
service@gamko.co.uk
www.gamko.co.uk